

WS-602D

1.

1.0.

WS-602D

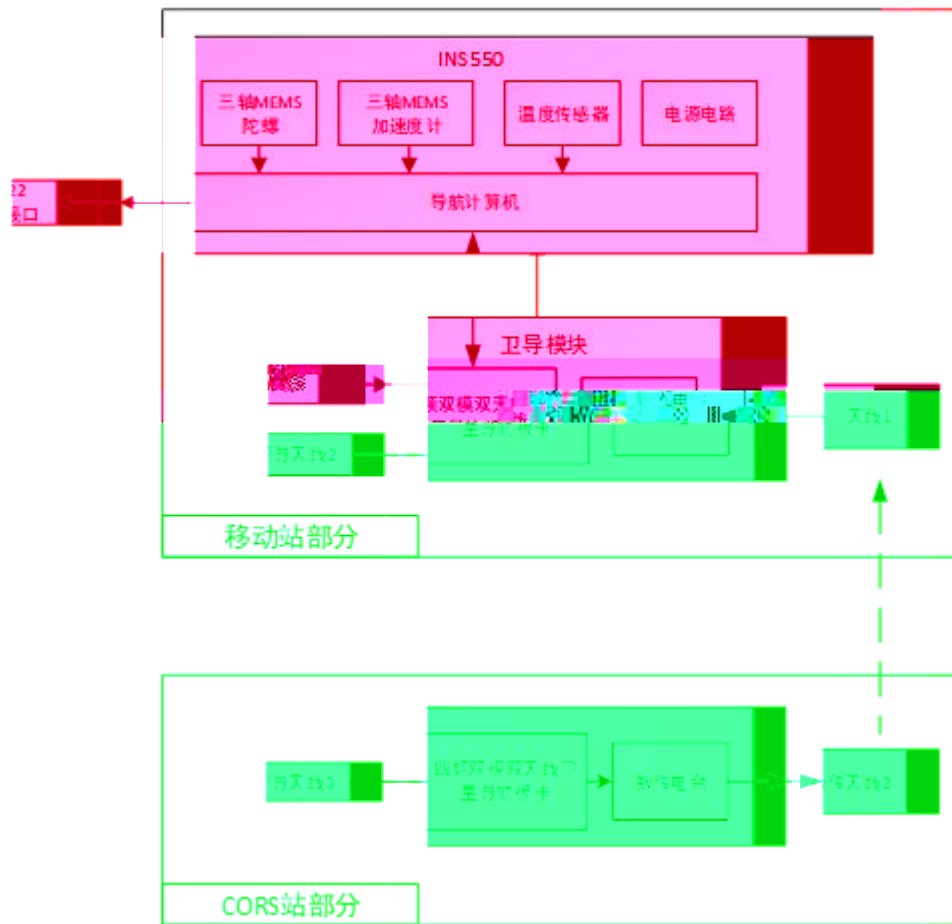
MEMS

RTK


RTK

CORS

RTCM

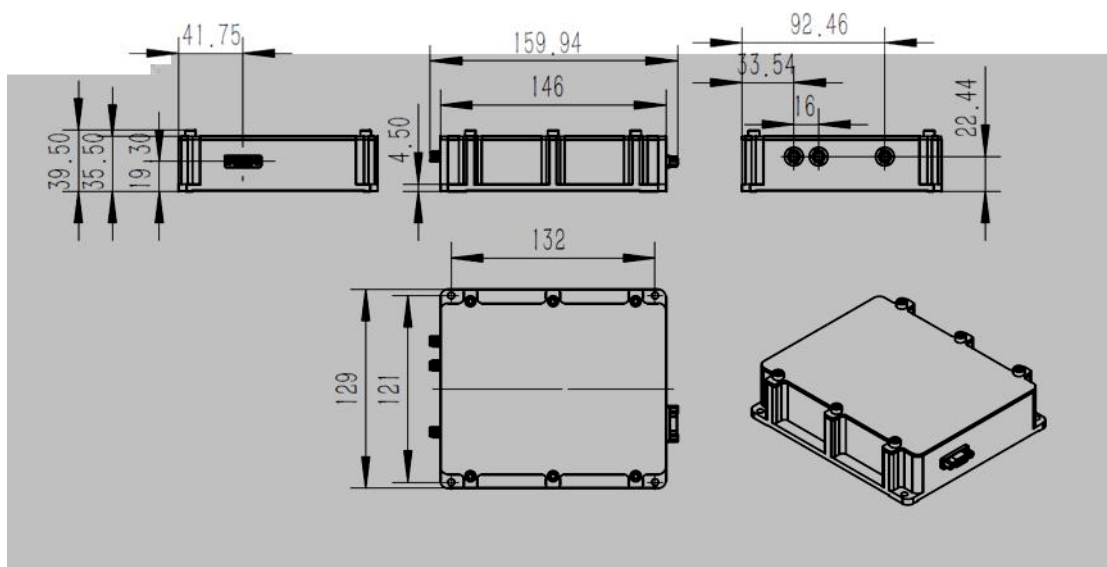


1.1.

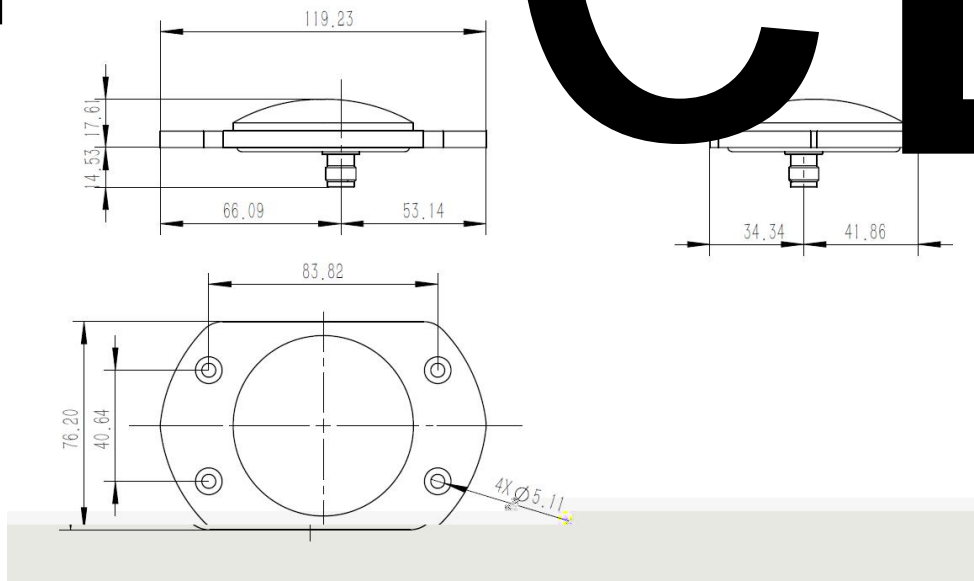


1.1: WS-602D

1.2.



1.2: WS-602D



1.3: WS-602D

2.

2.1 WS-602D

--	--

4.

3

Byte No.	Content	Description
0	0xBD	First header byte
1	0xDB	Second header byte
2	0x04	Status
3	Roll	LSB of Roll
4		MSB of Roll
5	Pitch	LSB of Pitch
6		MSB of Pitch
7	Yaw	LSB of Yaw
8		MSB of Yaw
9	DEBUG0	LSB of DEBUG0
10		MSB of DEBUG0
11	DEBUG1	LSB of DEBUG1
12		MSB of DEBUG1
13	GX	LSB of x-axis gyroscope
14		MSB of x-axis gyroscope
15	GY	LSB of y-axis gyroscope
16		MSB of y-axis gyroscope
17	GZ	LSB of z-axis gyroscope
18		MSB of z-axis gyroscope
19	AX	LSB of x-axis accelerometer
20		MSB of x-axis accelerometer
21	AY	LSB of y-axis accelerometer
22		MSB of y-axis accelerometer
23	AZ	LSB of z-axis accelerometer
24		MSB of z-axis accelerometer
25	Temp	LSB of temperature sensor
26		MSB of temperature sensor
27	Timestamp	LSB of timestamp
28		Mid1 of timestamp
29		Mid2 of timestamp
30		MSB of timestamp
31	Info	LSB of INFO
32		MSB of INFO
33	Checksum	Byte-wise XOR of byte 0 to 32

4 Fs

5

No.	Name	Format	Size	Scaling	Unit	Description
0	0xBD		1			
1	0xDB		1			
2	0x0B		1			
3		I16	2	360/32768	deg	
5		I16	2	360/32768	deg	
7		I16	2	360/32768	deg	
9	x	I16	2	300/32768	deg/s	
11	y	I16	2	300/32768	deg/s	
13	z	I16	2	300/32768	deg/s	
15	x	I16	2	12/32768	g	
17	y	I16	2	12/32768	g	
19	z	I16	2	12/32768	g	
21		I32	4	1e-7	deg	
25		I32	4	1e-7	deg	
29		I32	4	1e-3	m	
33		I16	2	1e2/32768	m/s	
35		I16	2	1 e2/32768	m/s	
37		I16	2	1 e2/32768	m/s	
39		U8	1	-	-	bit0: bit1: bit2: bit3: 1
40	-		6	-	-	
46	Data1	I16	2		-	6
48	Data2	I16	2	-	-	6
50	Data3	I16	2			6
52		U32	4	2.5e-4		
56	Type	U8	1	-	-	
57		U8	-	-	-	0~56



6

Type	Scaling	Unit	Data1	Data2	Data3
0	$e^{\text{data}/100}$	m	latstd	lonstd	hstd
1	$e^{\text{data}/100}$	m/s	vnstd	vestd	vdstd
2	$e^{\text{data}/100}$	deg	rollstd	pitchstd	yawstd
22	200/32768				

7